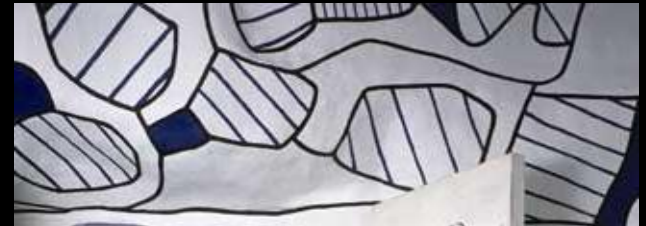


BASIC COMPONENTS OF IMAGES

the dot



the line



the plane

the texture




the PLANE




What is it?

It's a shape limited by an outline, by a closed line.

WIDHT

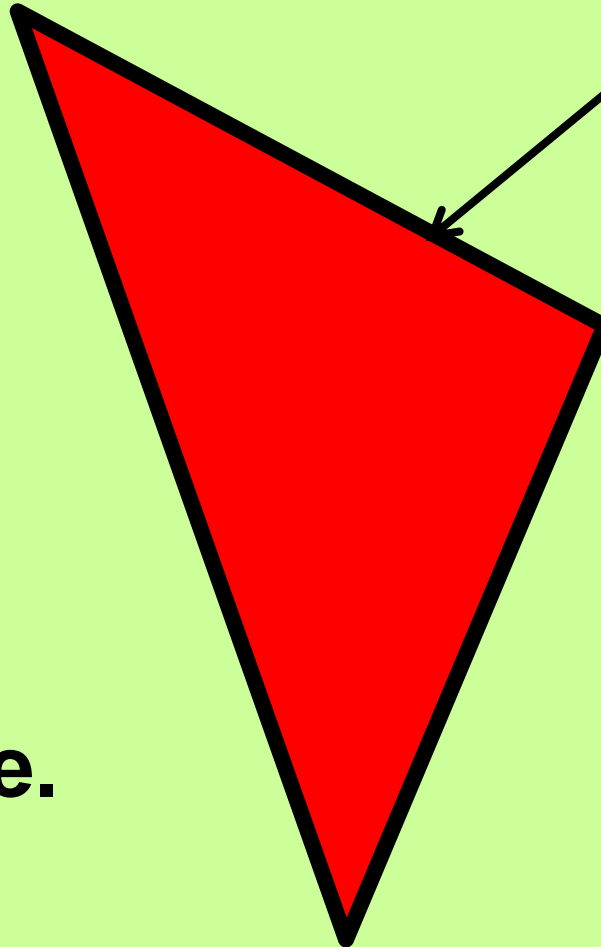


LENGTH




**A plane has
LENGTH
and WIDHT...**













OUTLINE





**The outline is
the line that
close de plane.**





**There are
different types of
planes.**








GEOMETRIC PLANES



ORGANIC PLANES



GEOMETRIC PLANES




ORGANIC PLANES



**This is a PLANE.
It's a
SILHOUETTE.**




**This is a PLANE.
It's a
SILHOUETTE.**



**This is an
OUTLINE.**



**This is a PLANE.
It's a
SILHOUETTE.**



**This is an
OUTLINE.**




**This is a CROSS
CONTOUR.
(dots, lines and
colors that help
to create images
into the shape)**

Works using planes.




Calder, an sculptor

Works using planes.




3d

Works using planes.



Abstract images

Works using planes.



Figurative images

Works using planes.




Cubism, an Art movement

**Now we are going to
work with PLANES.**



positive
shape






negative
shape



These images are made using plane shapes.

Create your own image with negative and positive plane shapes.



These images are made using plane shapes.

Create your own image with negative and positive plane shapes.



These images are made using plane shapes.

Create your own image with negative and positive plane shapes.

