






1. Create, inside the cercle, a design of shapes only with dots. You can copy the exemples.



2. Roy Lichtenstein worked with dots. Try to paint one of his works using colour dots.



3. Create a free image wiht PIXELS, another kind of dots.





**dots
collection**

dots collection

NAME:

COURSE:


**Design a Fashion Collection
about DOTS.**

**You must design, using dots, a
pair of trainers, a pair
of flip flops, a backpack and
a sweatshirt
acording the
seasons of the year.**

trainers (spring)




flip flop (summer)



backpack
(autumn)



sweatshirt (winter)





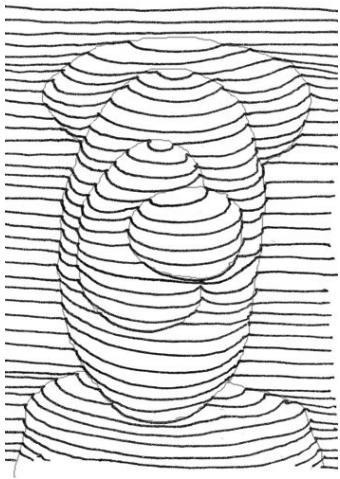
the line

Draw different types of line in each square as you can see. The lines must be connected from the beginning to the end.
You must use different tools and different colours.

1. Draw only horizontal stright lines. (**calm**) 2. Draw only undulating lines. (**movement**) 3. Draw only broken lines. (**violence**)

--	--	--








the line: relief



Using only lines we can create a RELIEF from an OUTLINE:

- 1) In the background draw horizontal straight lines.
- 2) Into the outline each line you have drawn, becomes curve.


Try to draw 3 different reliefs from these 3 outlines on the left.
Then you must invent one more in the square on the right.



the line: barcodes



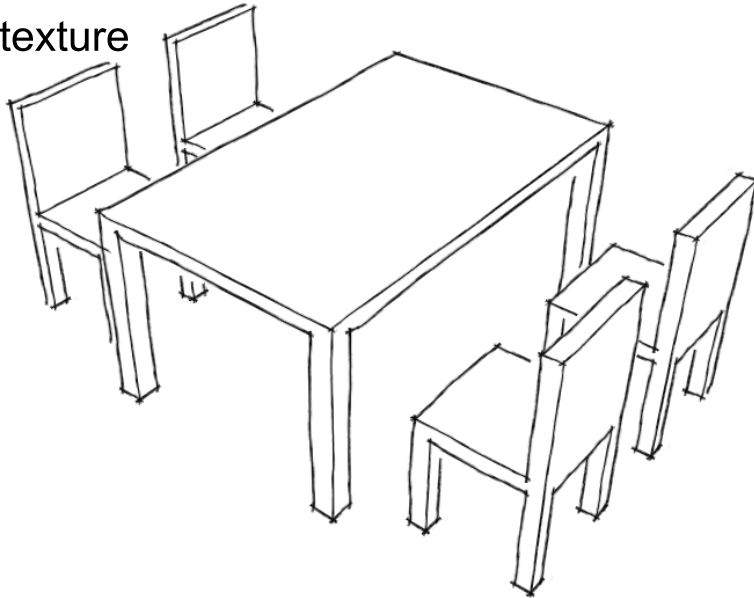
Invent a design for a creative BARCODE. It must be funny, interesting, original and surprising.
Use black colour basically, like barcodes. If your idea needs a colour for a detail, you can use it too.



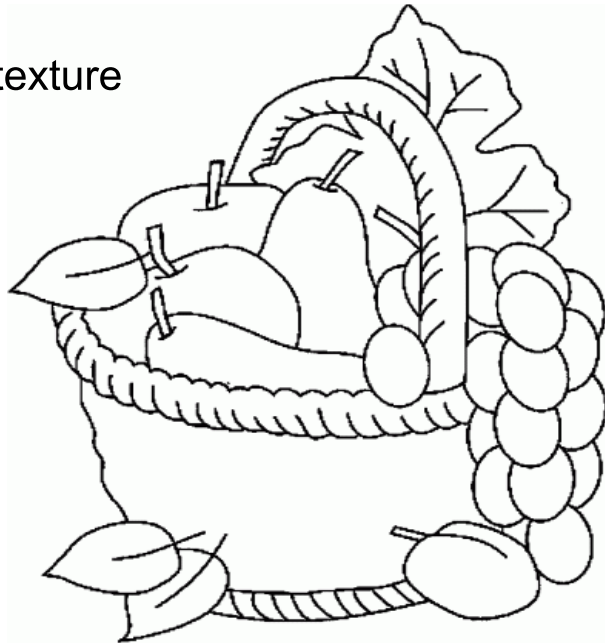
the texture

Drawn textures

Wood: natural texture



Wicker: artificial texture



Frottage and photographed textures

